

**cevia**

 启迪环境  
TUS-EST

















		- - - -











2

/

20

6.90 /

20



3

16

---

1


2

3

a

399106.SZ







9

10

1

---

2

3

/

4

5

6

“ ”

**11**



---

---

8

9

10

12





---

1:0.6526

	-	-		
	-	-		
	-	-		
	-	-		





1:0.6526

---




---













---




"

5

---

“

”

“

”



---









---

**2 PPP**

PPP

PPP

PPP

**3**

**4**

**5**



**1**

**2**

4

2020 9 30 44.09  
20.34 66.88

2018 2019 2020

		2020 9 30	2019 12 31	2018 12 31
300072.SZ		45.95%	46.89%	56.43%
300815.SZ		41.08%	59.35%	65.01%
603568.SH		39.83%	38.76%	46.23%
601330.SH		75.37%	74.42%	72.22%
600323.SH		66.96%	66.16%	61.05%
601827.SH		56.63%	66.77%	64.31%
601200.SH		55.55%	58.91%	51.22%
000967.SZ		38.61%	36.56%	40.18%
300070.SZ		66.48%	65.70%	61.46%
002310.SZ		69.97%	71.04%	69.33%
		55.64%	58.46%	58.74%
<b>000826.SZ</b>		<b>61.54%</b>	<b>62.20%</b>	<b>61.44%</b>

2018 12 31 2019 12 31 2020

9 30

5



---

1

2015 8

"

"

"

"

2015 10

---

2020 10

2020 14

**2**

" "

2015 1

2019 1

2019 9

2019 11

"

"





---

4

20            90%            60            120

/

11.63 /

20

6.90 /

10%

20

7.59 /

1

=

/

1:0.6526

1

0.6526

5

642,078,255



6

7

1









---

20%

4

10



---

9

10

1

---

2

3

/

4

5

6

---

**12**

**1**

%



---

8

9

10

12

×

			-







---

|

|

---





*f*























---

"

"

**1**

1:0.6526


---


1:0.6526



---




---

“ ”

-

“ ”

-

-

---

“

”

“

”

“

”

“

”

“

”

”

“

“

”



---

" " "

" " "

		%

		362,579,146	56.47

		62,400,000	9.72
		6,452,150	1.00
		5,741,031	0.89
		5,217,099	0.81
	-		
	-		

	914100001699542485











<b>5</b>	<b>2007</b>	<b>5</b>	<b>2006</b>				
2007	5	12		2006			
2006				2006	12	31	181,493,000
			10	1		10	0.2
							19,964.23
<b>6</b>	<b>2008</b>	<b>7</b>		<b>A</b>			
2008	5	5					
			[2008]	636			3,000
		2008	7	1		A	3,000
	1		14.90	/			44,700
		A					229,642,300
<b>7</b>	<b>2008</b>	<b>9</b>	<b>2008</b>				
2008	8	30		2008			
2008						2008	7 7
		229,642,300			10	4	10
0.45				2008	7	7	229,642,300
	2008	6	30		10	4	
			183,713,840				
							413,356,140
2010	4	28		"			"
<b>8</b>	<b>2012</b>	<b>1</b>					
2010	12			2010			
				2010	12	21	
823.87			823.87		2012	1	

---

1,742,525

2012 1 30

415,098,665

9 2012 5

---

**12 2013 12**

2013 12

---

**15 2015 10**

2015 1 18

<

>

<

>

<

>

52

2,920,320

2015 10 30

52

2015 10 20

"

"

846,536,940

**16 2015 12**

2014 11

2014

2014 12 26

1,983.20

1,983.20

2015 12

7,760,640

854,297,580

**17 2017 8**

[2017]752

2017 8



--	--	--	--

" "

	1 1 A 15 1503
	103,690.0905
	2014 09 30
	911101083179580061

q

















---

## 2 PPP

PPP

PPP

PPP



1

2

A

27

35

3

---

**4**

2020 9 30 44.09  
20.34 66.88

2018 2019 2020

	2020 9 30	2019 12 31	2018 12 31
300072.SZ	45.95%	46.89%	56.43%







---

,BUò.0,PÀ,π7I•Aþ€

iC#ÿ@,,•,´-( £?ô Ê,^F :F iÐ¬ ÅCtÑ´ @z3h@Ô C,^F £6,,:- » " F⁻>~2È€













"

" 1 1

"

"

2 2

3



---

---

---

---

---

---

---

---

---

---

---

---

---

---

---

---



---

---

---

---

---

---

---

---

---

---







